




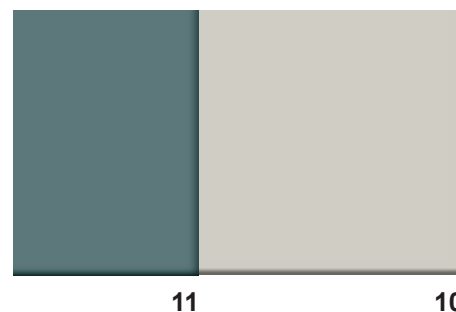


# Toilet Block

Design Guide | Colours & Finishes Schedule

## LEGEND

- 1 FLOOR TILE
- 2 CEILING PAINT
- 3 LOUVRES
- 4 DOOR / DOOR FRAME PAINT
- 5 FACE BRICK
- 6 WALL TILE - SPLASHBACK
- 7 WALL PAINT (AS REQUIRED)
- 8 TERRAZZO PARTITIONS
- 9 CUBICLE DOOR
- 10 WALL TILE (ACCESS WC - GENERAL)





# Toilet Block

Design Guide | Colours & Finishes Schedule

## INTERNAL FINISHES SCHEDULE – SCHEME C

### TOILET BLOCK

NOTE: Alternative manufacturer may be used for paint selection

This schedule does not include site works beyond the building envelope e.g. paving, covered walkway links and so forth.

ELEMENT (MATERIAL)	FINISH	COLOUR	DESCRIPTION
<b>Boys, Girls Toilets, Access WC/Shower</b>			
Face brick walls	Face Brick, Smooth Face Boral Escura	Pearl Grey	Generally to Boys & Girls WC
Wall tiles generally	Johnson tiles	Granite 200 x 200mm	Generally
Access WC Wall tiles from FFL to ceiling To Basin Wall ONLY	Classic Ceramic Tiles	In Turchese Square 200 x 200mm	Classic Ceramic Tiles
Floor tiles & coved skirting tile to suit to boys, girls toilets	Artedomus – Antila	3615 70 x 145mm	Artedomus
Floor tiles & coved skirting tile to suit to access WC/Shower	Artedomus – Antila	3615 - Textured 70 x 145mm	Artedomus
Terrazzo partitions	Terrazzo Australian Marble	781 C Small Aggregate Black	-
Cubical doors	Paint	Dulux Specifier Geck P20F9	Refer EFSG SG/ PAINTING
Painted wall colour ( if required)	Paint	Dulux Specifier Linseed P15 B3	Nominated brands match to colour
Ceiling	Paint	Dulux Specifier Vivid White PW1 H9	
Shower curtain to Access WC shower Curtain & track for shower area/access	-	White	Refer to EFSG SG/ MISCELLANEO US FURNITURE
Louvres	Universal Anodisers Aluminium Anodised Hardcoat	Universal Satin Spanish Silver	-